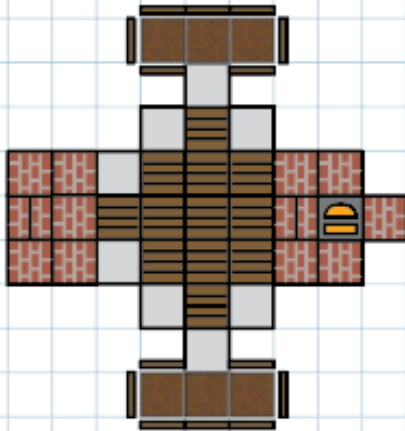


THE DAD'S GUIDE TO MINECRAFT



HOW TO BUILD A SMALL MUSHROOM HOUSE BUILDING TUTORIAL

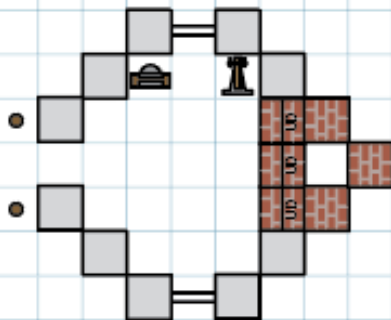
LAYER - 1



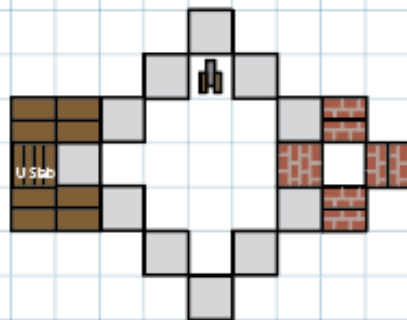
LAYER - 2



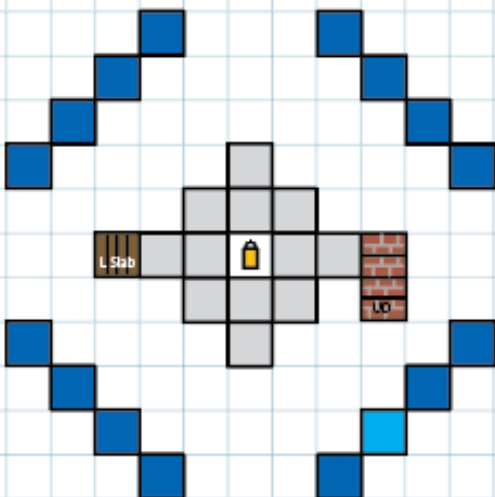
LAYER - 3



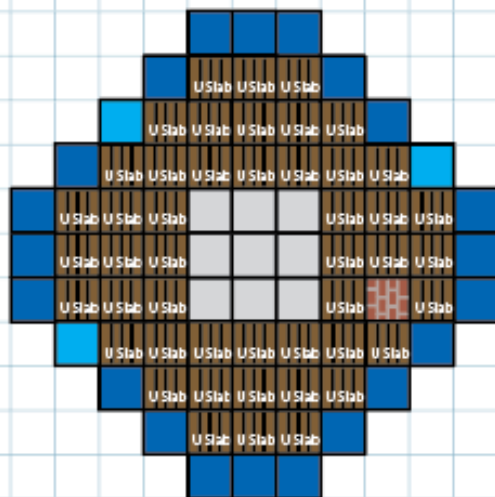
LAYER - 4



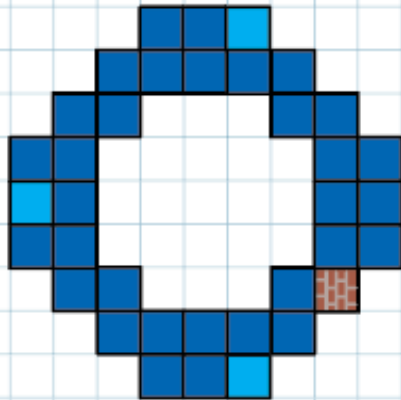
LAYER - 5



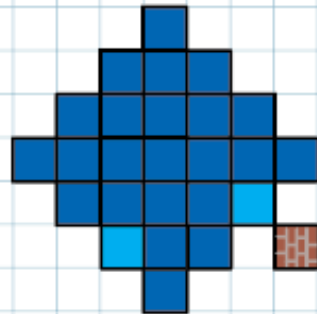
LAYER - 6



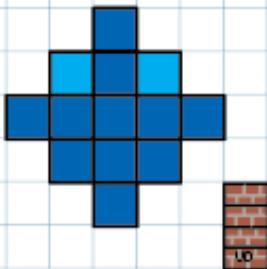
LAYER - 7



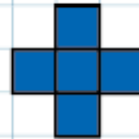
LAYER - 8



LAYER - 9



LAYER - 11



LAYER - 13
















LAYER - 14




LAYER - 15



KEY and Supply List:

-  12 - Spruce Planks
-  49 - Spruce Slabs
-  04 - Spruce Fences
-  04 - Spruce Stairs
-  18 - Spruce Trap Doors
-  01 - Spruce Door
-  62 - White Concrete Blocks
-  107 - Blue Concrete Blocks
-  11 - Light Blue Concrete Blocks
-  22 - Bricks Blocks
-  14 - Brick Stairs
-  01 - Brick Wall
-  02 - Glass Pains (White Stained)

-  02 - Campfire
-  04 - Chest
-  01 - Bed
-  01 - Flower Pot
-  01 - Lantern
-  01 - Furnace
-  01 - Crafting Table
-  01 - Grinding Stone
-  01 - Stone Cutter
-  01 - Brewing Stand
-  06 - Cornflower
-  06 - Course Dirt