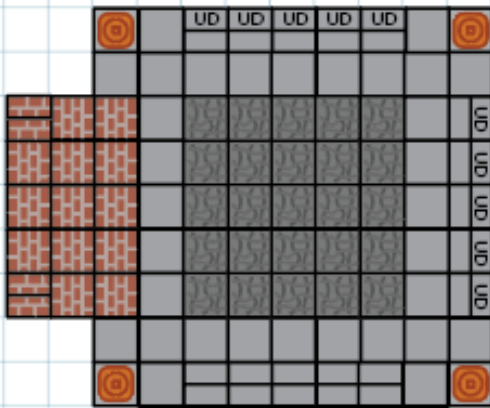


THE DAD'S GUIDE TO MINECRAFT

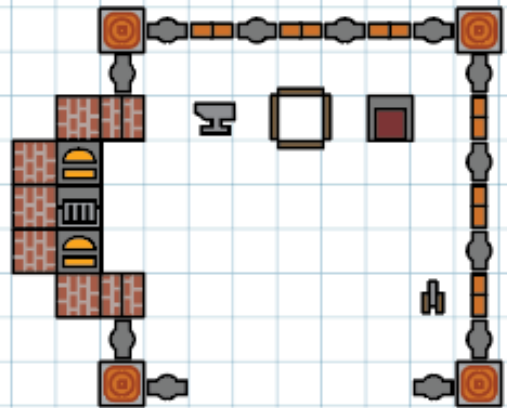


HOW TO MAKE A
CUSTOM SAVANNAH FORGE
BUILDING TUTORIAL

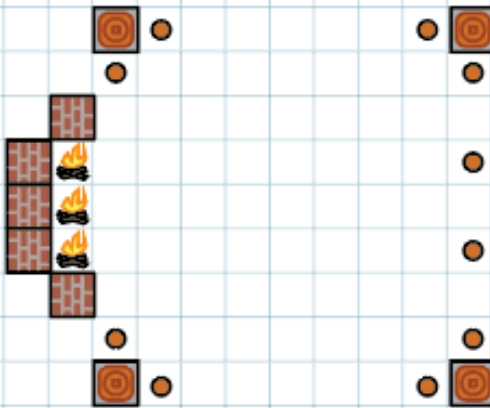
LAYER - 1



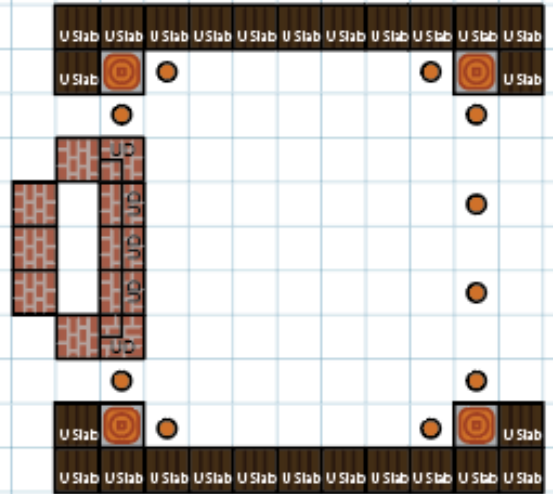
LAYER - 2



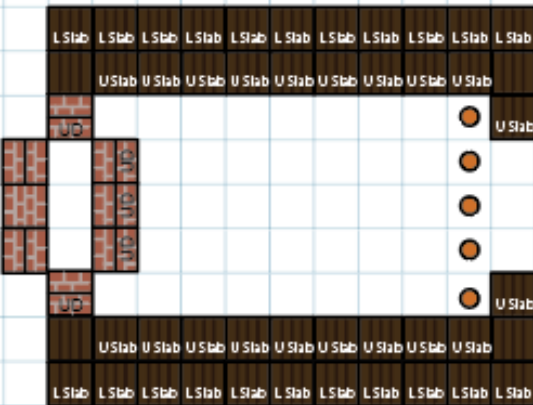
LAYER - 3



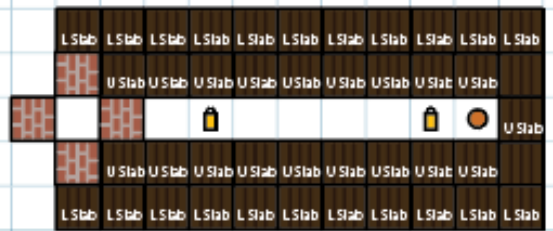
LAYER - 4



LAYER - 5



LAYER - 6



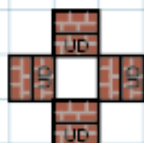
LAYER - 7


















LAYER - 8



LAYER - 9



KEY and Supply List:

-  06 - Spruce Plank
-  118 - Spruce Slab
-  16 - Acacia Log
-  26 - Acacia Fence
-  06 - Acacia Gate
-  15 - Polished Andosite Stairs
-  32 - Polished Andosite Blocks
-  25 - Cobblestone Block
-  12 - Cobblestone Wall
-  37 - Brick Block
-  24 - Brick Stairs
-  04 - Spruce Trap Door
-  02 - Lantern
-  02 - Furnace
-  01 - Blast Furnace
-  01 - Anvil
-  01 - Grindstone
-  01 - Smithing Table
-  04 - Campfire